






2020003 GN Belgrave
BS 10

Box 1

				1.	2.	3.	4.	5.
TSA101204	GC		1. ROOS Nicholas		6-3	2-7	4-5	5-4
TSA101356			2. GURSESLER Demir	3-6		0-9	4-5	2-7
TSA101185	GE		3. ALEXANDER Kosma	7-2	9-0		9-0	6-3
TSA111153	GN		4. JACOBS Evan	5-4	5-4	0-9		0-9
TSA111070	MPUN		5. ROSSOUW Raynard	4-5	7-2	3-6	9-0	

Standings	Points	Wins	Losses	Sets	Games
1. Kosma ALEXANDER	8	4	0	4 - 0 (100%)	31 - 5 (86.11%)
2. Raynard ROSSOUW	4	2	2	2 - 2 (50%)	23 - 13 (63.89%)
3. Nicholas ROOS	4	2	2	2 - 2 (50%)	17 - 19 (47.22%)
4. Evan JACOBS	4	2	2	2 - 2 (50%)	10 - 26 (27.78%)
5. Demir GURSESLER	0	0	4	0 - 4 (0%)	9 - 27 (25%)

Box 2

				1.	2.	3.	4.	5.	6.
TSA111210	GC		1. RUBBERS Gareth		3-6	2-7	2-7	1-8	2-7
TSA101359	GC		2. SMUTS Robbie	6-3		0-9	5-4	8-1	0-9
TSA111195	GN		3. MCCONNELL Aidan	7-2	9-0		7-2	8-1	3-6
TSA111203	GN		4. ALBERTS Levi	7-2	5-4	2-7		4-5	1-8
TSA111015	GN		5. VENTER Joe	8-1	8-1	1-8	5-4		3-6
TSA101104	NWP		6. VORSTER Rulf	7-2	9-0	6-3	8-1	6-3	

Standings	Points	Wins	Losses	Sets	Games
1. Rulf VORSTER	10	5	0	5 - 0 (100%)	36 - 9 (80%)
2. Aidan MCCONNELL	8	4	1	4 - 1 (80%)	34 - 11 (75.56%)
3. Joe VENTER	6	3	2	3 - 2 (60%)	25 - 20 (55.56%)
4. Levi ALBERTS	4	2	3	2 - 3 (40%)	19 - 26 (42.22%)
5. Robbie SMUTS	2	1	2	1 - 2 (33.33%)	6 - 21 (22.22%)
6. Victor WENTZEL	0	0	2	0 - 2 (0%)	5 - 13 (27.78%)

1/2 Playoff

Kosma ALEXANDER	
	Kosma ALEXANDER
Rulf VORSTER	7-2

3/4 Playoff

Raynard ROSSOUW	
	Aidan MCCONNELL
Aidan MCCONNELL	6-3

5/6 Playoff

Nicholas ROOS	
Joe VENTER	Nicholas ROOS 6-3

7/8 Playoff

Evan JACOBS	
Levi ALBERTS	Levi ALBERTS 6-3

9/10 Playoff

BYE	
E1 BYE	Robbie SMUTS