








Box 1

| | | | 1. | 2. | 3. | 4. |
|-------|---|------------------------------|---------------------------|--------------------------------|--------------------------------|---------------------------|
| SSCAU |  | 1. [1] VAN DER WALT Jason | | 11-13, 11-7, 11-4 11-4 | 15-13, 11-8, 11-6 | 8-11, 11-3, 11-8 11-6 |
| GTSC |  | 2. [4] TURNER David | 13-11, 7-11, 4-11 4-11 | | 11-5, 11-5, 5-11 9-11, 11-7 | 11-6, 11-7, 11-8 |
| DHSC | | 3. [5] HAYES Andrew | 13-15, 8-11, 6-11 | 5-11, 5-11, 11-5 11-9, 7-11 | | 11-6, 5-11, 10-12 5-11 |
| WRSC |  | 4. [8] DARTON Cameron | 11-8, 3-11, 8-11 6-11 | 6-11, 7-11, 8-11 | 6-11, 11-5, 12-10 11-5 | |

| Standings | Points | Wins | Losses | Games | Game Pts |
|---------------------------|--------|------|--------|----------------|--------------------|
| 1. [1] Jason VAN DER WALT | 6 | 3 | 0 | 9 - 2 (81.82%) | 122 - 83 (59.51%) |
| 2. [4] David TURNER | 4 | 2 | 1 | 7 - 5 (58.33%) | 108 - 104 (50.94%) |
| 3. [8] Cameron DARTON | 2 | 1 | 2 | 4 - 7 (36.36%) | 89 - 105 (45.88%) |
| 4. [5] Andrew HAYES | 0 | 0 | 3 | 3 - 9 (25%) | 97 - 124 (43.89%) |

Box 2

| | | | 1. | 2. | 3. | 4. |
|-------|---|--------------------------|-----------------------------|-----------------------------|--------------------------|--------------------------|
| CHSRA |  | 1. [2] FORD Jacob | | 11-3, 10-12, 15-13 12-10 | 11-3, 11-0, 11-4 | 11-7, 11-3, 11-6 |
| RP |  | 2. [3] FOYLE Josh | 3-11, 12-10, 13-15 10-12 | | Opponent W/O | 11-6, 11-9, 11-7 |
| GTSC |  | 3. [6] EYLES Luke | 3-11, 0-11, 4-11 | W/O | | 3-11, 9-11, 11-6 7-11 |
| SSCAU |  | 4. [7] CASHMAN Declan | 7-11, 3-11, 6-11 | 6-11, 9-11, 7-11 | 11-3, 11-9, 6-11 11-7 | |

| Standings | Points | Wins | Losses | Games | Game Pts |
|-----------------------|--------|------|--------|-------------|-------------------|
| 1. [2] Jacob FORD | 6 | 3 | 0 | 9 - 1 (90%) | 114 - 61 (65.14%) |
| 2. [3] Josh FOYLE | 4 | 2 | 1 | 7 - 3 (70%) | 71 - 70 (50.35%) |
| 3. [7] Declan CASHMAN | 2 | 1 | 2 | 3 - 7 (30%) | 77 - 96 (44.51%) |
| 4. [6] Luke EYLES | 0 | 0 | 3 | 1 - 9 (10%) | 37 - 72 (33.94%) |

1/2 Playoff

[1] Jason VAN DER WALT

11-5, 11-6, 11-9 (21m)

[2] Jacob FORD

Jacob FORD

3/4 Playoff

[4] David TURNER

3-11, 11-6, 9-11, 11-9, 14-12 (47m)

[3] Josh FOYLE

David TURNER

5/6 Playoff

[8] Cameron DARTON

11-3, 11-6, 9-11, 9-11, 11-4 (39m)

[7] Declan CASHMAN

Cameron DARTON

7/8 Playoff

[5] Andrew HAYES

Walkover

[6] Luke EYLES

Andrew HAYES