




2024088 EC Rainbow Kidz Makanda 10+U Mini 4
Green Ball Boys

Box 1

				1.	2.	3.	4.	5.
TSA141072	BOR		1. KINGWILL Nathan		1-4	5-0	5-0	5-0
TSA141196	EDEN		2. BOTHA Luc	4-1		5-0	5-0	5-0
TSA131844			3. NGQINA Aluphelo	0-5	0-5		5-0	1-4
TSA151265			4. NJAJULA Luzuko	0-5	0-5	0-5		0-5
	EP		5. SWANEPOEL Rico	0-5	0-5	4-1	5-0	


Standings	Points	Wins	Losses	Sets	Games
1. Luc BOTHA	8	4	0	4 - 0 (100%)	19 - 1 (95%)
2. Nathan KINGWILL	6	3	1	3 - 1 (75%)	16 - 4 (80%)
3. Rico SWANEPOEL	4	2	2	2 - 2 (50%)	9 - 11 (45%)
4. Aluphelo NGQINA	2	1	3	1 - 3 (25%)	6 - 14 (30%)
5. Luzuko NJAJULA	0	0	4	0 - 4 (0%)	0 - 20 (0%)

Box 2

				1.	2.	3.	4.	5.
	EP		1. BECKMANN Joshua		W/O	W/O	W/O	W/O
	EP		2. POTTS Josh	Opponent W/O		5-0	4-1	2-3
TSA151264			3. SINQE Buhlebethu	Opponent W/O	0-5		3-2	1-4
	EP		4. BOOYSEN Ethan	Opponent W/O	1-4	2-3		0-5
TSA141397	EP		5. KLOPPERS Kean	Opponent W/O	3-2	4-1	5-0	

Standings	Points	Wins	Losses	Sets	Games
1. Kean KLOPPERS	8	4	0	3 - 0 (100%)	12 - 3 (80%)
2. Josh POTTS	6	3	1	2 - 1 (66.67%)	11 - 4 (73.33%)
3. Buhlebethu SINQE	4	2	2	1 - 2 (33.33%)	4 - 11 (26.67%)
4. Ethan BOOYSEN	2	1	3	0 - 3 (0%)	3 - 12 (20%)
5. Joshua BECKMANN	0	0	4	0 - 0 (0%)	0 - 0 (0%)

Box 3

				1.	2.	3.	4.	5.
			1. NEL Willem		2-3	2-3	4-1	4-1
TSA141512			2. KILA lihlumile	3-2		1-4	3-2	3-2
TSA151177	EP		3. MEIRING Ruan	3-2	4-1		3-2	2-3
	EP		4. WARREN James	1-4	2-3	2-3		1-4
	EP		5. NELSON Anthony	1-4	2-3	3-2	4-1	

Standings	Points	Wins	Losses	Sets	Games
1. Ruan MEIRING	6	3	1	3 - 1 (75%)	12 - 8 (60%)
2. lihlumile KILA	6	3	1	3 - 1 (75%)	10 - 10 (50%)
3. Willem NEL	4	2	2	2 - 2 (50%)	12 - 8 (60%)
4. Anthony NELSON	4	2	2	2 - 2 (50%)	10 - 10 (50%)
5. James WARREN	0	0	4	0 - 4 (0%)	6 - 14 (30%)

Box 4

				1.	2.	3.	4.	5.
	EP		1. STANHAM Blake		2-3	5-0	3-2	5-0
TSA141167	EP		2. FRY Luke	3-2		5-0	5-0	5-0
TSA151240	EP		3. HANEKOM Ruan	0-5	0-5		5-0	2-3
TSA151297	EP		4. SMIT Vian	2-3	0-5	0-5		0-5
TSA141513			5. HLALU Simamkele	0-5	0-5	3-2	5-0	

Standings	Points	Wins	Losses	Sets	Games
1. Luke FRY	8	4	0	4 - 0 (100%)	18 - 2 (90%)
2. Blake STANHAM	6	3	1	3 - 1 (75%)	15 - 5 (75%)
3. Simamkele HLALU	4	2	2	2 - 2 (50%)	8 - 12 (40%)
4. Ruan HANEKOM	2	1	3	1 - 3 (25%)	7 - 13 (35%)
5. Vian SMIT	0	0	4	0 - 4 (0%)	2 - 18 (10%)

1/2 Playoff

Luc BOTHA

A1 GC Sun Jul 28 1:50pm

Ruan MEIRING

A3 GC Sun Jul 28 2:40pm

Kean KLOPPERS

A2 GC Sun Jul 28 1:50pm

Luke FRY

3/4 Playoff

A1	
B1	GC Sun Jul 28 2:20pm
A2	

5/6 Playoff

Nathan KINGWILL	
C1	GC Sun Jul 28 1:50pm
lihlumile KILA	
	C3 GC Sun Jul 28 2:40pm
Josh POTTS	
C2	GC Sun Jul 28 1:10pm
Blake STANHAM	

7/8 Playoff

C1	
D1	GC Sun Jul 28 2:30pm
C2	

9/10 Playoff

Rico SWANEPOEL	
E1	GC Sun Jul 28 1:20pm
Willem NEL	
	E3 GC Sun Jul 28 2:30pm
Buhlebethu SINQE	
E2	GC Sun Jul 28 1:20pm
Simamnkele HLALU	

11/12 Playoff

E1	
F1	GC Sun Jul 28 2:50pm
E2	

13/14 Playoff

Aluphelo NGQINA

G1 GC Sun Jul 28 1:30pm

Anthony NELSON

G3 GC Sun Jul 28, 3pm

Ethan BOOYSEN

G2 GC Sun Jul 28 1:30pm

Ruan HANEKOM

15/16 Playoff

G1

H1 GC Sun Jul 28, 3pm

G2

17/18 Playoff

Luzuko NJAJULA

I1 GC Sun Jul 28, 2pm

James WARREN

I3 GC Sun Jul 28 3:10pm

Joshua BECKMANN

I2 GC Sun Jul 28, 2pm

Vian SMIT

19/20 Playoff

I1

J1 GC Sun Jul 28 3:10pm

I2