

Event 7 West of England Racketball Open 1st July Leamington

Over 50's Singles

Box 1

| | 1. | 2. | 3. |
|----------------------|-------------------|-------------------|-------------------|
| 1. DODDS Paul | | 9-11, 11-9, 12-10 | 8-11, 11-6, 11-7 |
| 2. MUIRHEAD Jim | 11-9, 9-11, 10-12 | | 7-11, 11-8, 11-13 |
| 3. WARDLE Michael | 11-8, 6-11, 7-11 | 11-7, 8-11, 13-11 | |

| Standings | Points | Wins | Losses | Games | Game Pts |
|-------------------|--------|------|--------|----------------|------------------|
| 1. Paul DODDS | 4 | 2 | 0 | 4 - 2 (66.67%) | 62 - 54 (53.45%) |
| 2. Michael WARDLE | 2 | 1 | 1 | 3 - 3 (50%) | 56 - 59 (48.7%) |
| 3. Jim MUIRHEAD | 0 | 0 | 2 | 2 - 4 (33.33%) | 59 - 64 (47.97%) |

Box 2

| | 1. | 2. | 3. |
|-----------------------|------------------|------------|------------------|
| 1. JENNINGS Simon | | 4-11, 3-11 | 11-7, 2-11, 3-11 |
| 2. BILLINGTON Nick | 11-4, 11-3 | | 11-2, 11-8 |
| 3. DUDLEY Kevin | 7-11, 11-2, 11-3 | 2-11, 8-11 | |

| Standings | Points | Wins | Losses | Games | Game Pts |
|--------------------|--------|------|--------|--------------|------------------|
| 1. Nick BILLINGTON | 4 | 2 | 0 | 4 - 0 (100%) | 44 - 17 (72.13%) |
| 2. Kevin DUDLEY | 2 | 1 | 1 | 2 - 3 (40%) | 39 - 38 (50.65%) |
| 3. Simon JENNINGS | 0 | 0 | 2 | 1 - 4 (20%) | 23 - 51 (31.08%) |

Box 3

| | 1. | 2. | 3. |
|-----------------------|------------------|------------|------------------|
| 1. NABETANI Taro | | 6-11, 9-11 | 4-11, 11-7, 6-11 |
| 2. MORRIS Chris | 11-6, 11-9 | | 11-4, 11-3 |
| 3. SAUNDERSON Neil | 11-4, 7-11, 11-6 | 4-11, 3-11 | |

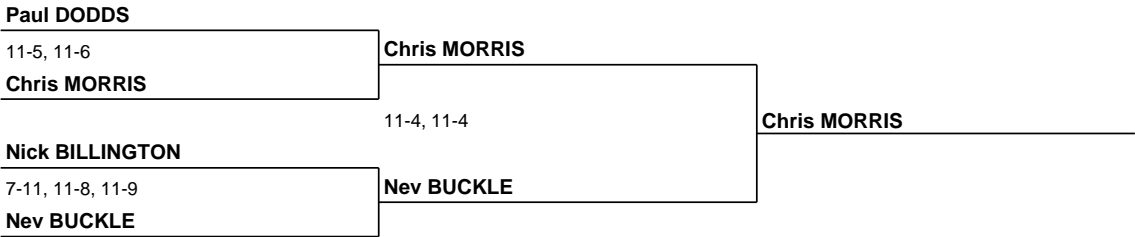
| Standings | Points | Wins | Losses | Games | Game Pts |
|--------------------|--------|------|--------|--------------|------------------|
| 1. Chris MORRIS | 4 | 2 | 0 | 4 - 0 (100%) | 44 - 22 (66.67%) |
| 2. Neil SAUNDERSON | 2 | 1 | 1 | 2 - 3 (40%) | 36 - 43 (45.57%) |
| 3. Taro NABETANI | 0 | 0 | 2 | 1 - 4 (20%) | 36 - 51 (41.38%) |

Box 4

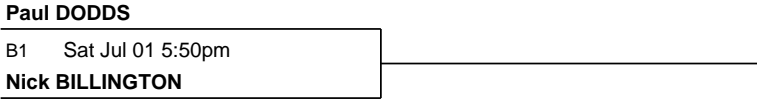
| | 1. | 2. | 3. | 4. |
|----------------------|-------------|-------------------|-------------------|------------|
| 1. PHILLIPS Simon | | 10-12, 7-11 | 3-11, 16-18 | 11-8, 11-5 |
| 2. WALLEY Matthew | 12-10, 11-7 | | 13-11, 2-11, 6-11 | 11-9, 11-9 |
| 3. BUCKLE Nev | 11-3, 18-16 | 11-13, 11-2, 11-6 | | 11-3, 11-4 |
| 4. COOPER Spencer | 8-11, 5-11 | 9-11, 9-11 | 3-11, 4-11 | |

| Standings | Points | Wins | Losses | Games | Game Pts |
|-------------------|--------|------|--------|----------------|------------------|
| 1. Nev BUCKLE | 6 | 3 | 0 | 6 - 1 (85.71%) | 84 - 47 (64.12%) |
| 2. Matthew WALLEY | 4 | 2 | 1 | 5 - 2 (71.43%) | 66 - 68 (49.25%) |
| 3. Simon PHILLIPS | 2 | 1 | 2 | 2 - 4 (33.33%) | 58 - 65 (47.15%) |
| 4. Spencer COOPER | 0 | 0 | 3 | 0 - 6 (0%) | 38 - 66 (36.54%) |


1/2 Playoff



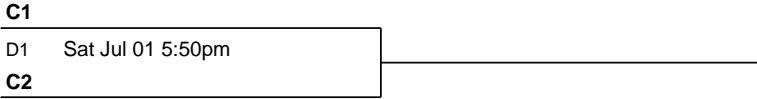
3/4 Playoff




5/6 Playoff



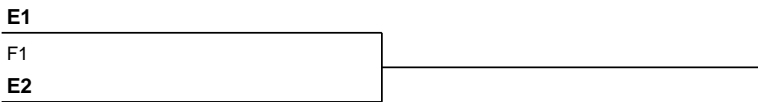
7/8 Playoff




9/10 Playoff



11/12 Playoff



13/14 Playoff



15/16 Playoff

